

Mutina

DIN

by Konstantin Grcic



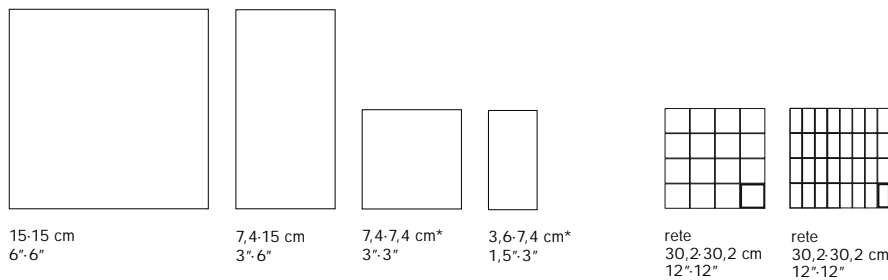
IT

Informazioni generali
Consigli di posa e manutenzione
Colori
Specifiche tecniche
Imballo



Informazioni generali

| | |
|------------------|-----------------------------------------------------------------------------------------------------------------------------------------------------------------------------------------------------------------------------------------------------------------------------------------------------------------------------------------------------------------------------------------------------------------------------------|
| collezione | DIN |
| design | Konstantin Grcic, 2021 |
| produzione | Industriale |
| materiale | Impasto pressato smaltato e non rettificato |
| spessore | 9 mm |
| formato nominale | 15-15 cm (6"-6") – 7,4-15 cm (3"-6") – 7,4-7,4 cm (3"-3") – 3,6-7,4 cm (1,5"-3") |
| specifiche | <ul style="list-style-type: none"> – 8 colori: White, Black, Light Blue, Dark Blue, Light Green, Dark Green, Rose, Red – 2 finiture: opaca e lucida – Gli elementi nei formati 7,4-7,4 cm e 3,6-7,4 cm sono entrambi forniti su una rete di 30,2-30,2 cm (12"-12")* – Tutte le piastrelle presentano un solido effetto naturale, leggermente screziato, tipico dei prodotti artigianali |
| categoria | Bib UNI EN 14411 (GL) |



15-15 cm
6"-6"

7,4-15 cm
3"-6"

7,4-7,4 cm*
3"-3"

3,6-7,4 cm*
1,5"-3"

rete
30,2-30,2 cm
12"-12"


rete
30,2-30,2 cm
12"-12"

Consigli di posa e manutenzione

| | |
|--------------------------------------|------------------------------------------------------------------------------------------------------------------------------------------------------------------------------------------------------------------------------------------------------------------------------------------------------------------------------------------------------------------------------------------------------------------------------------------------------------------------------------------------------------------------------------------------------------------------------------------------------------------------------------------------------------------------------------------------------------------------------------------------------------------------------------------------------------------------------------------------------------------------------------------------------------------------------------------------------------------------------------------------------------------------------------------|
| destinazione d'uso | Pavimento, rivestimento – interno, esterno. |
| consigli di posa | Posare su superfici perfettamente planari e asciutte. |
| collante consigliato | Colla per gres NON RAPIDA per facilitare la sistemazione dei fogli. |
| fuga consigliata | 2mm. Sistemare i fogli rispettando la stessa fuga esistente all'interno del foglio. |
| stucco consigliato | <p>STUCCO CEMENTIZIO: Stuccare 0,5 mq per volta e lavare bene con acqua pulita. Rimuovere bene i residui di stucco prima che essicchino completamente.</p> <p>STUCCO EPOSSIDICO: Stuccare 0,5 mq per volta e lavare bene con acqua pulita. Rimuovere bene i residui di stucco prima che essicchino completamente.</p> |
| consigli di pulizia fine cantiere | <p>STUCCO CEMENTIZIO: Acido tamponato (es. DETERDEK PRO di FILA o similari). Bagnare il pavimento con acqua, diluire il prodotto 1:5 con acqua e versare sul pavimento. Aspettare 2-3 minuti poi utilizzare scotch brite bianco e risciacquare bene con acqua pulita.</p> <p>STUCCO EPOSSIDICO: Detergente alcalino (es. FILA CR10 o similari). FILA CR10: da applicare puro, lasciare agire circa 30 minuti e utilizzare lo scotch brite verde.</p> <p>SILICONE: Solvente per silicone es. FILA ZERO SIL da versare puro direttamente sulla macchia, attendere 20 minuti e sempre con l'utilizzo di scotch brite rimuovere l'alone.</p> <p>PITTURA: Di solito si toglie con acqua, ma se sono state utilizzate delle pitture in resina o smalti particolari, meglio chiedere alla ditta produttrice del colore quale è il solvente più adatto.</p> <p>RUGGINE: Smacchiatore rimuovi ruggine es. FILA NO RUST. Applicare il prodotto sulla macchia, lasciare agire 15 minuti circa, asportare il residuo e sciacquare accuratamente.</p> |
| pulizia generale (piastrelle posate) | <p>Consigliamo l'utilizzo di un detergente neutro diluito in acqua. Evitare l'uso di prodotti acidi o alcalini, cere e/o impregnanti.</p> <p>Durante la pulizia ordinaria si consiglia di utilizzare il meno possibile quanto di più abrasivo (come pagliette e spugne di ferro o acciaio). Questa raccomandazione deve essere rispettata rigorosamente nel caso di piastrelle con una finitura superficiale lucida poiché sono più suscettibili al rischio di graffi, perdita di lucentezza, ecc. In caso di sporco pesante o superfici particolarmente ruvide, utilizzare un detergente alcalino e risciacquare dopo il lavaggio. Per grandi superfici si consiglia l'uso di una macchina lavapavimenti. Durante le procedure di pulizia quotidiane, è necessario ricordare che alcuni tipi di sporco (polvere, sabbia) aumentano l'effetto abrasivo del traffico pedonale. Pertanto si consiglia di posizionare un tappetino all'ingresso.</p> |
| calibro (misura reale) | <p>151x151 mm con tolleranza di 1mm</p> <p>74,5x151 mm con tolleranza di 1mm</p> <p>74,5x74,5 mm su reti 304x304 mm con tolleranza di 1mm</p> <p>36,25x36,25 mm su reti 304x304 con tolleranza di 1mm</p> |

Colori

8 COLORI
2 FINITURE



White Matt




White Glossy




Light Green Matt



Light Green Glossy



Black Matt



Black Glossy



Dark Green Matt



Dark Green Glossy



Light Blue Matt




Light Blue Glossy



Rose Matt



Rose Glossy



Dark Blue Matt



Dark Blue Glossy



Red Matt

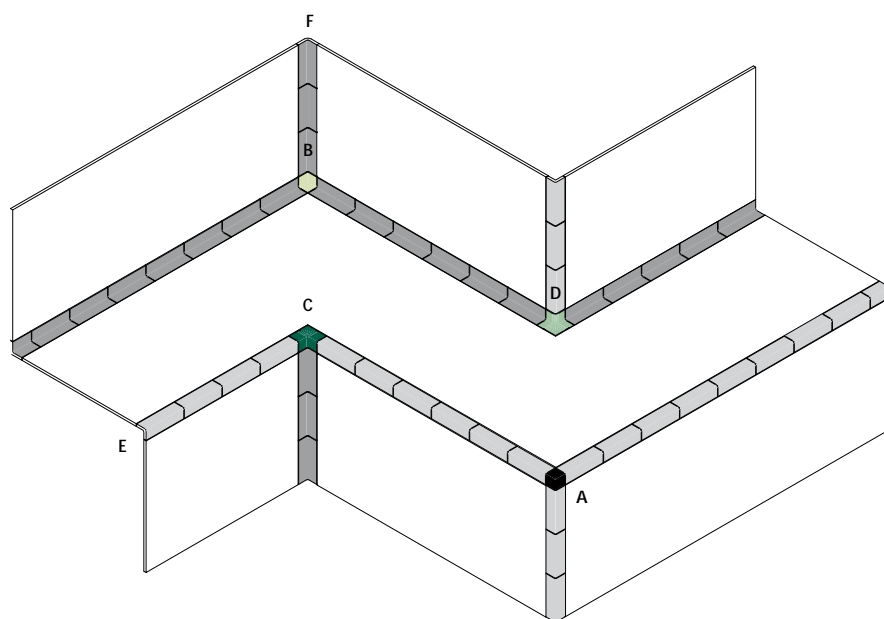
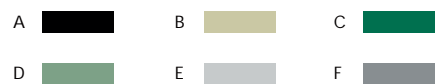



Red Glossy

Per informazioni sulle fughe disponibili, contattare l'ufficio commerciale


Pezzi speciali

| | |
|------------------|-----------------------------------------------------------------------------------------------------------------------------------------------------|
| collezione | DIN |
| design | Konstantin Grcic, 2021 |
| produzione | Industriale |
| materiale | Impasto pressato smaltato e non rettificato |
| spessore | 9 mm |
| formato nominale | (A) 3,8x3,8x3,8 cm - (B) 4,5x4,5x4,5 cm - (C) 7,4x7,4x3,8 cm (D) 7,4x7,4x4,5 cm - (E) 3,8x3,8x15 cm - (F) 4,5x4,5x15 cm |
| specifiche | Tutti i pezzi speciali sono disponibili in tutti i colori e finiture. |
| misure reali | (A) 39x39x39 mm +2 mm - (B) 45x45x45 mm +2 mm - (C) 74x74x39 mm +2 mm (D) 74x74x45 mm +2 mm - (E) 39x39x150,5 mm +2 mm- (F) 45x45x150,5 mm +2 mm |



Per ottenere un corretto risultato estetico verificare le misure effettive sia dei volumi che dei pezzi speciali prima dell'installazione. Questo serve per allineare e regolare i pezzi e le distanze dei giunti per compensare eventuali differenze nei calibri.

Pezzi speciali



Specifiche tecniche

| NORMA | CARATTERISTICHE | VALORE PRESCRITTO | DIN |
|-----------------------------|--------------------------------|------------------------------|-----------------------------------------------------------|
| ISO 10545/3 | assorbimento d'acqua | 0,5<x<3% | 2,5% |
| ISO 10545/4 | sforzo di rottura | Sp> 7,5 min 1100 | resiste |
| ISO 10545/9 | resistenza agli sbalzi termici | nessuna alterazione visibile | resiste |
| ISO 10545/12 | resistenza al gelo | nessuna alterazione visibile | resiste |
| ISO 10545/13 | resistenza agli acidi e basi | min B | A |
| ISO 10545/14 | resistenza alle macchie | classe 3 | classe 5 |
| DIN 51130-04 | resistenza allo scivolamento | - | R10 15x15 e 7,4x15 – Matt R11 30,2x30,2 su rete – Matt |
| DIN 51097 | | - | B 15x15 e 7,4x15 – Matt C 30,2x30,2 su rete – Matt |
| DCOF | | | 0,77 matt |
| BS 7976-2 | | | 53 asciutto – matt 38 bagnato – matt |
| VOC Emission | | | disponibile su richiesta |
| Declaration of Contents | | | disponibile su richiesta |
| EPD | | | disponibile su richiesta |
| SDS | | | disponibile su richiesta |
| Red List Building Materials | | | disponibile su richiesta |
| BPD3 | | | disponibile su richiesta |
| HPD | | | disponibile su richiesta |

Imballo

| FORMATO | PZ-MQ | PZ-SCAT | MQ-SCAT | SCAT-PAL | KG-SCAT | KG-PAL | MQ-PAL |
|--------------------------------|-------|---------|---------|----------|---------|--------|--------|
| 15-15 cm | 44,44 | 32 | 0,72 | 68 | 13,64 | 927,52 | 48,96 |
| 7,4-15 cm | 88,88 | 64 | 0,72 | 68 | 13,64 | 927,52 | 48,96 |
| rete 30,2-30,2 cm (7,4-7,4 cm) | 11 | 8 | 0,72 | 42 | 13,64 | 572,88 | 30,24 |
| rete 30,2-30,2 cm (3,6-7,4 cm) | 11 | 8 | 0,72 | 42 | 13,64 | 572,88 | 30,24 |

Mutina


DIN

by Konstantin Grcic



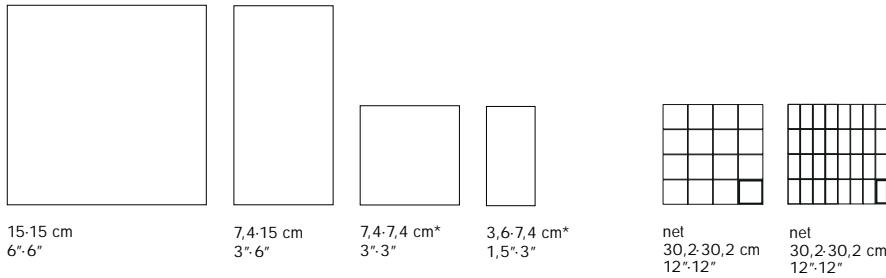
EN

General information
Laying and maintenance tips
Colors
Technical features
Packing



General information

| | |
|---------------|------------------------------------------------------------------------------------------------------------------------------------------------------------------------------------------------------------------------------------------------------------------------------------------------------------------------------------------------------------------------------------------------|
| collection | Din |
| design | Konstantin Grcic, 2021 |
| production | Industrial |
| material | Glazed pressed and not rectified body |
| thickness | 9 mm |
| nominal sizes | 15-15 cm (6"-6") – 7,4-15 cm (3"-6") – 7,4-7,4 cm (3"-3") – 3,6-7,4 cm (1,5"-3") |
| specification | <ul style="list-style-type: none"> – 8 colors: White, Black, Light Blue, Dark Blue, Light Green, Dark Green, Rose, Red – 2 finishes: Matt and Glossy – The Elements in sizes 7,4x7,4 cm and 3,6 x 7,4 cm are both sold on net 30,2x30,2 cm (12"-12")* – All the tiles present a solid natural, slightly mottled effect typical of artisanal products |
| category | Bib UNI EN 14411 (GL) |




Laying and maintenance tips

| | |
|-------------------------------------|-----------------------------------------------------------------------------------------------------------------------------------------------------------------------------------------------------------------------------------------------------------------------------------------------------------------------------------------------------------------------------------------------------------------------------------------------------------------------------------------------------------------------------------------------------------------------------------------------------------------------------------------------------------------------------------------------------------------------------------------------------------------------------------------------------------------------------------------------------------------------------------------------------------------------------------------------------------------------------------|
| use | Floor, wall – indoor, outdoor |
| installation | Lay on perfectly flat, dry walls. |
| recommended adhesive | Non-rapid-drying adhesive for porcelain stoneware to make it easier to fix the sheets. |
| recommended joints | 2mm. Place the sheets with the same joint as within the sheet. |
| recommended fillers | <p>CEMENT-BASED GROUT: Grout 0.5 m² at a time and wash thoroughly with clean water. Remove all traces of grout carefully before it dries completely.</p> <p>EPOXY GROUT: Grout 0.5 m² at a time and wash thoroughly with clean water. Remove all traces of grout carefully before it dries completely.</p> |
| cleaning at the end of installation | <p>CEMENT-BASED GROUT: Buffered acid (e.g. DETERDEK PRO by FILA or similar). Wet the floor with water, dilute the product 1:5 with water and pour it on the floor. Wait for 2-3 minutes then use a white scotch brite pad and rinse well with clean water.</p> <p>EPOXY GROUT: Alkaline detergent (e.g. FILA CR10 by FILA). FILA CR10: apply pure, wait for 30 minutes then use a green scotch brite pad.</p> <p>SILICONE: Solvent for silicone e.g. FILA ZERO SIL. Put it straight onto the stain, wait for 20 minutes and remove the mark using scotch brite.</p> <p>PAINT: Can usually be removed using water, but if resin-based paints or particular enamels have been used, it is best to ask the manufacturer which solvent is most suitable.</p> <p>RUST: stain remover es. FILA NO RUST. Apply the product onto the stain, leave for 15 minutes, remove the residue and rinse thoroughly.</p> |
| general cleaning (installed tiles) | You are recommended to use ordinary neutral detergent diluted in water. Avoid using acid or alkaline products, waxes and/or impregnants. During ordinary cleaning it is recommended to use extremely abrasive items (such as scourers and iron or steel sponges) as little as possible. This recommendation must be adhered to rigorously in the case of tiles with a glossy surface finishing as they are more susceptible to the risk of scuffs, scratches and loss of shine, etc. In the event of heavy dirt or particularly textured surfaces, use an alkaline detergent and rinse after washing. For large surfaces, the use of a floor washing machine is recommended. During every-day cleaning procedures, it is necessary to remember that certain types of dirt (dust, sand) increase the abrasive effect of foot-traffic. Therefore we recommend that you avoid bringing in this type of dirt, which comes in from the outside, by placing a door-mat at the entrance. |
| calibers (real size) | <p>151x151 mm with 1 mm tolerance – 74,5x151 mm with 1 mm tolerance</p> <p>74,5x74,5 mm on nets 304x304 mm with 1 mm tolerance – 36,25x36,25 mm on nets 304x304 with 1 mm tolerance</p> |

Colors

8 COLORS
2 FINISHES



White Matt




White Glossy



Light Green Matt



Light Green Glossy



Black Matt



Black Glossy



Dark Green Matt



Dark Green Glossy



Light Blue Matt




Light Blue Glossy



Rose Matt




Rose Glossy



Dark Blue Matt



Dark Blue Glossy



Red Matt

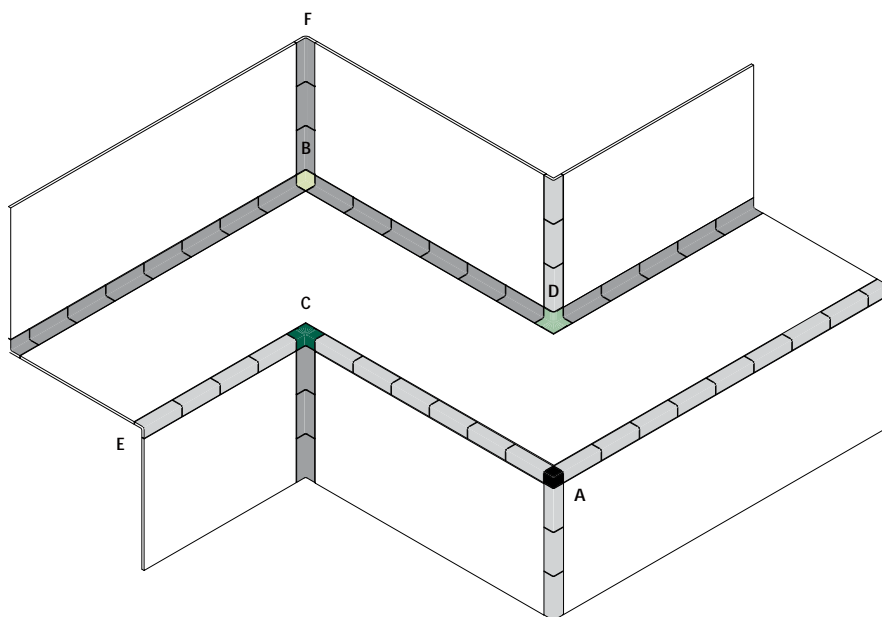
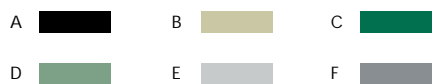



Red Glossy

For information about the available grouts, please contact the sales department.

Special Pieces

| | |
|---------------|------------------------------------------------------------------------------------------------------------------------------------------------------|
| collection | Din |
| design | Konstantin Grcic, 2021 |
| production | Artisanal |
| material | Glazed pressed, extruded and not rectified body |
| thickness | 9 mm |
| nominal sizes | (A) 3,8x3,8x3,8 cm – (B) 4,5x4,5x4,5 cm – (C) 7,4x7,4x3,8 cm (D) 7,4x7,4x4,5 cm – (E) 3,8x3,8x15 cm – (F) 4,5x4,5x15 cm |
| specification | All the special pieces are available in all colors and finishes. |
| real sizes | (A) 39x39x39 mm +2 mm – (B) 45x45x45 mm +2 mm – (C) 74x74x39 mm +2 mm (D) 74x74x45 mm +2 mm – (E) 39x39x150,5 mm +2 mm – (F) 45x45x150,5 mm +2 mm |



To obtain a correct aesthetic result check the actual measurements of both the volumes and the special pieces before installation. This is to align and adjust the pieces and the joint spacings to compensate possible differences in the calibres.

Special Pieces



Technical features

| STANDARD | FEATURES | VALUE REQUIRED | DIN |
|-----------------------------|--------------------------------|-----------------------|------------------------------------------------------------|
| ISO 10545/3 | water absorption | 0,5<x<3% | 2,5% |
| ISO 10545/4 | breaking strength | Sp> 7,5 min 1100 | resistant |
| ISO 10545/9 | thermal shock resistance | no visible alteration | resistant |
| ISO 10545/12 | frost resistance | no visible alteration | resistant |
| ISO 10545/13 | resistance to chemical attacks | min B | A |
| ISO 10545/14 | stains resistance | class 3 | class 5 |
| DIN 51130-04 | slip resistance | - | R10 15x15 and 7,4x15 – Matt R11 30,2x30,2 on net – Matt |
| DIN 51097 | | - | B 15x15 and 7,4x15 – Matt C 30,2x30,2 on net – Matt |
| DCOF | | | >0.77 matt |
| BS 7976-2 | | | 53 dry – matt 38 wet – matt |
| VOC Emission | | | available upon request |
| Declaration of Contents | | | available upon request |
| EPD | | | available upon request |
| SDS | | | available upon request |
| Red List Building Materials | | | available upon request |
| BPD3 | | | available upon request |
| HPD | | | available upon request |

Packing

| SIZE | PCS-SQM | PCS-BOX | SQM-BOX | BOX-PAL | KG-BOX | KG-PAL | SQM-PAL |
|-------------------------------|---------|---------|---------|---------|--------|--------|---------|
| 15-15 cm | 44,44 | 32 | 0,72 | 68 | 13,64 | 927,52 | 48,96 |
| 7,4-15 cm | 88,88 | 64 | 0,72 | 68 | 13,64 | 927,52 | 48,96 |
| net 30,2-30,2 cm (7,4-7,4 cm) | 11 | 8 | 0,72 | 42 | 13,64 | 572,88 | 30,24 |
| net 30,2-30,2 cm (3,6-7,4 cm) | 11 | 8 | 0,72 | 42 | 13,64 | 572,88 | 30,24 |