


Mutina

Mews
by Barber & Osgerby



IT

Informazioni generali
Consigli di posa e manutenzione
Colori
Specifiche tecniche
Imballo



Informazioni generali


collezione	Mews
design	Edward Barber & Jay Osgerby, 2013
produzione	Industriale
materiale	Gres porcellanato ad impasto omogeneo
caratteristiche	Pezzi tagliati ognuno esattamente uguale all'altro
spessore	10 mm
formato nominale	5,5-45 cm (2"-18") 11-11 cm (4"-4") chevron 5,5-39,4 cm (2"-16") chevron 5,5-19,6 cm (2"-8")
specifiche	- 6 Colori - Ogni colore si compone di un mix di 15 toni per ottenere una superficie lievemente stonata
pezzi speciali	Gradone, Angolare, Battiscopa
premi	Wallpaper Design Award 2014, Edida 2014
brevetti	Modello depositato n° 002336909-0005/0012 - data di deposito: 31/10/2013
categoria	UNI EN 14411 App G (BIA group)




11-11 cm
4"-4"



5,5-45 cm
2"-18"



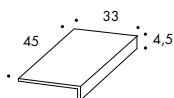
5,5-39,4 cm chevron
2"-16"



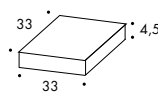
5,5-19,6 cm chevron
2"-8"

pezzi speciali

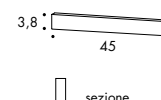
gradone
33-45-4,5 cm
1263/64"-1723/32"-149/64"



angolare
33-33-4,5 cm
1263/64"-1263/64"-149/64"




battiscopa
3,8-45 cm
1 1/2"-1723/32"




Consigli di posa e manutenzione

destinazione d'uso	Pavimento, rivestimento – interno, esterno.
consigli di posa	Materiale volutamente stonalizzato. Prelevare il materiale da più scatole e miscelare con attenzione.
collante consigliato	Colla per gres porcellanato.
fuga consigliata	2 mm. Utilizzare i cunei distanziatori per correggere le differenze di calibro tra le piastrelle.
stucco consigliato	Stucco cementizio / stucco epossidico.
consigli di pulizia fine cantiere	<p>STUCCO CEMENTIZIO: Acido tamponato (es. DETERDEK PRO di FILA, o similari). Bagnare il pavimento con acqua, diluire il prodotto 1:5 con acqua e versare sul pavimento. Aspettare 2 o 3 minuti poi utilizzare scotch brite bianco e risciacquare bene con acqua pulita.</p> <p>STUCCO EPOSSIDICO: Detergente alcalino (es. FILA CR10 o similari). FILA CR10: da applicare puro, lasciare agire circa 30 minuti e utilizzare lo scotch brite verde.</p> <p>SILICONE: Solvente per silicone (es. FILA ZERO SIL) da versare puro direttamente sulla macchia, attendere 20 minuti e sempre con l'utilizzo di scotch brite rimuovere l'alone.</p> <p>PITTURA: Di solito si toglie con acqua, ma se sono state utilizzate delle pitture in resina o smalti particolari, meglio chiedere alla ditta produttrice del colore quale sia il solvente più adatto.</p> <p>RUGGINE: Smacchiatore rimuovi ruggine (es. FILA NO RUST.) Applicare il prodotto sulla macchia, lasciare agire 15 minuti circa, asportare il residuo e sciacquare accuratamente.</p>
pulizia generale (piastrelle posate)	<p>Consigliamo l'utilizzo di un detergente neutro diluito in acqua. Evitare l'uso di prodotti acidi o alcalini, cere e/o impregnanti.</p> <p>Durante la pulizia ordinaria si consiglia di utilizzare il meno possibile quanto di più abrasivo (come pagliette e spugne di ferro o acciaio). Questa raccomandazione deve essere rispettata rigorosamente nel caso di piastrelle con una finitura superficiale lucida poiché sono più suscettibili al rischio di graffi, perdita di lucentezza, ecc. In caso di sporco pesante o superfici particolarmente ruvide, utilizzare un detergente alcalino e risciacquare dopo il lavaggio. Per grandi superfici si consiglia l'uso di una macchina lavapavimenti. Durante le procedure di pulizia quotidiane, è necessario ricordare che alcuni tipi di sporco (polvere, sabbia) aumentano l'effetto abrasivo del traffico pedonale. Pertanto si consiglia di posizionare un tappetino all'ingresso.</p>
calibro (misura reale)	<p>5,5 x 45 (rettangolare) - 53 mm x 447 mm</p> <p>5,3 x 39,4 (chevron) - 53 mm x 393 mm</p> <p>5,5 x 19,6 (chevron)- 53 mm x 192 mm</p> <p>11 x 11 (quadrato) - 109 mm x 109 mm</p>


Colori




Chalk




Fog




Pigeon



Lead



Ink

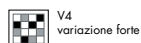


Soot

Per informazioni sulle fughe disponibili, contattare l'ufficio commerciale

Specifiche tecniche

NORMA	CARATTERISTICHE	VALORE PRESCRITTO	MEWS
ISO 10545/3	assorbimento d'acqua	< 0,5%	0,04%
ASTM C373		< 0,5%	0,04%
ISO 10545/4	resistenza a flessione e forza di rottura	Sp> 7,5 min 1300	resiste
ISO 10545/9	resistenza agli sbalzi termici	nessuna alterazione visibile	resiste
ASTM C484		nessun campione deve mostrare difetti visibili	invariato
ISO 10545/12	resistenza al gelo	nessuna alterazione visibile	resiste
ASTM C1026		invariato	invariato
ISO 10545/13	resistenza agli attacchi chimici	nessuna alterazione visibile	resiste
ASTM C650			invariato
ISO 10545/14	resistenza alle macchie	classe 3	classe 5
DIN 51130 - 04	resistenza allo scivolamento	valori medi 6±10° 10±19° 19±27° 27±35° > 35°	R9 R10 R11 R12 R13
DIN 51097		-	-
DCOF		> 0,42	0,80
Pendulum BS7976-2		-	55 dry / 46 wet
LEED CERTIFICATION 4.1		-	13,8% - 15,3%
Robinson Test			uso pesante
ISO 9001 - ISO 14001			
VOC Emission			disponibile su richiesta
Declaration of Contents			disponibile su richiesta
SDS			disponibile su richiesta
EPD			disponibile su richiesta
BPD3			disponibile su richiesta
HPD			disponibile su richiesta




Imballo

FORMATO	PZ-MQ	PZ-SCAT	MQ-SCAT	SCAT-PAL	KG-SCAT	KG-PAL	MQ-PAL
5,5-39,4 cm chevron	46,15	36	0,78	40	17,55	702,00	31,20
5,5-19,6 cm chevron	92,76	72	0,78	40	17,40	696,00	31,20
5,5-45 cm	40,40	36	0,89	40	20,20	808,00	35,60
11-11 cm	82,64	60	0,73	48	16,70	802,00	35,04
gradone 33-45-4,5 cm	-	2	0,90 ml	-	8,00	-	-
angolare 33-33-4,5 cm	-	1	0,33 ml	-	6,10	-	-
battiscopa 3,8-45 cm	-	10	4,50 ml	-	3,65	-	-

Mutina

Mews

by Barber & Osgerby



EN

General information
Laying and maintenance tips
Colors
Technical features
Packing



General information


collection	Mews
design	Edward Barber & Jay Osgerby, 2013
production	Industrial
material	Glazed homogeneous porcelain stoneware
features	Cut pieces each one exactly the same as the others
thickness	10 mm
nominal sizes	5,5-45 cm (2"-18") 11-11 cm (4"-4") chevron 5,5-39,4 cm (2"-16") chevron 5,5-19,6 cm (2"-8")
specification	- 6 Colors - Each color composed by a random mix of 15 shades to obtain a softly shaded surface
complementary pieces	Step, Corner tile, Skirting
awards	Wallpaper Design Award 2014, Edida 2014
patents	Registered design n° 002336909-0005/0012 – date of registration: 31/10/2013
category	UNI EN 14411 App G (BIA group)




11-11 cm
4"-4"



5,5-45 cm
2"-18"



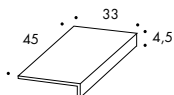
5,5-39,4 cm chevron
2"-16"



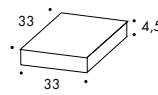
5,5-19,6 cm chevron
2"-8"

complementary pieces

step
33-45-4,5 cm
12^{63/64}" · 17^{23/32}" · 14^{9/64}"



corner tile
33-33-4,5 cm
12^{63/64}" · 12^{63/64}" · 14^{9/64}"



skirting
3,8-45 cm
1 1/2" · 17^{23/32}"




section


Laying and maintenance tips

use	Floor, wall – indoor, outdoor.
installation	The material is deliberately shaded. Take the material from several boxes and mix carefully.
recommended adhesive	Adhesive for porcelain stoneware.
recommended joints	2mm joints. Use wedges to fix the caliber differences in work size between tiles.
recommended fillers	Cement-based grout / epoxy grout.
cleaning at the end of installation	CEMENT-BASED GROUT: Buffered acid (e.g. DETERDEK PRO by FILA, or similar). Wet the floor with water, dilute the product 1:5 with water and pour it on the floor. Wait for 2 or 3 minutes then use a white scotch brite pad and rinse well with clean water. EPOXY GROUT: Alkaline detergent (e.g. FILA CR10 by FILA). FILA CR10: apply pure, wait for 30 minutes then use a green scotch brite pad. SILICONE: Solvent for silicone (e.g. FILA ZERO SIL). Pour it straight onto the stain, wait for 20 minutes and remove the mark using scotch brite. PAINT: Can usually be removed using water, but if resin-based paints or particular enamels have been used, it is best to ask the manufacturer which solvent is most suitable. RUST: stain remover es. FILA NO RUST. Apply the product onto the stain, leave for 15 minutes, remove the residue and rinse thoroughly.
general cleaning (installed tiles)	You are recommended to use ordinary neutral detergent diluted in water. Avoid using acid or alkaline products, waxes and/or impregnants. During ordinary cleaning it is recommended to use extremely abrasive items (such as scourers and iron or steel sponges) as little as possible. This recommendation must be adhered to rigorously in the case of tiles with a glossy surface finishing as they are more susceptible to the risk of scuffs, scratches and loss of shine, etc. In the event of heavy dirt or particularly textured surfaces, use an alkaline detergent and rinse after washing. For large surfaces, the use of a floor washing machine is recommended. During every-day cleaning procedures, it is necessary to remember that certain types of dirt (dust, sand) increase the abrasive effect of foot-traffic. Therefore we recommend that you avoid bringing in this type of dirt, which comes in from the outside, by placing a door-mat at the entrance.
calibers (real size)	5,5 x 45 (linear) - 53 mm x 447 mm 5,3 x 39,4 (chevron) - 53 mm x 393 mm 5,5 x 19,6 (chevron)- 53 mm x 192 mm 11 x 11 (square) - 109 mm x 109 mm


Colors




Chalk




Fog




Pigeon



Lead



Ink



Soot

For information about the available grouts, please contact the sales department.

Technical features

STANDARD	FEATURES	VALUE REQUIRED	MEWS
ISO 10545/3	water absorption	< 0,5%	0,04%
ASTM C373		< 0,5%	0,04%
ISO 10545/4	breaking strength	Sp> 7,5 min 1300	resistant
ISO 10545/9	resistance to thermal shock	no visible alteration	resistant
ASTM C484		no samples must show visible defects	unaffected
ISO 10545/12	frost resistance	no visible alteration	resistant
ASTM C1026		unaffected	unaffected
ISO 10545/13	resistance to chemical attacks	no visible alteration	resistant
ASTM C650			unaffected
ISO 10545/14	stains resistance	class 3	class 5
DIN 51130 - 04	slip resistance	medium values 6÷10° R9 10÷19° R10 19÷27° R11 27÷35° R12 > 35° R13	R10
DIN 51097		-	-
DCOF		> 0,42	0,80
Pendulum BS7976-2		-	55 dry / 46 wet
LEED CERTIFICATION 4.1		-	13,8% - 15,3%
Robinson Test			heavy use
ISO 9001 - ISO 14001			
VOC Emission			available upon request
Declaration of Contents			available upon request
SDS			available upon request
EPD			available upon request
BPD3			available upon request
HPD			available upon request



Packing

SIZE	PCS-SQM	PCS-BOX	SQM-BOX	BOX-PAL	KG-BOX	KG-PAL	SQM-PAL
5,5-39,4 cm chevron	46,15	36	0,78	40	17,55	702,00	31,20
5,5-19,6 cm chevron	92,76	72	0,78	40	17,40	696,00	31,20
5,5-45 cm	40,40	36	0,89	40	20,20	808,00	35,60
11-11 cm	82,64	60	0,73	48	16,70	802,00	35,04
step 33-45-4,5 cm	-	2	0,90 ml	-	8,00	-	-
corner tile 33-33-4,5 cm	-	1	0,33 ml	-	6,10	-	-
skirting 3,8-45 cm	-	10	4,50 ml	-	3,65	-	-