

# Pointhouse

## OVO

Design Pointhouse

**Scheda tecnica**  
***/ Technical sheet***



## Tavolo contract con struttura in metallo a base centrale.

Tavolo a piedistallo con colonna centrale e base piatta circolare. Sulla base un anello in 3 diverse colorazioni marchiato Pointhouse.

Disponibile con top in finitura Cleaf e per ordini superiori a 25 pezzi anche in HPL e melamminico.

Altezza tavolo h. 75 cm.

Piano sp. 18 mm sbancato nella versione quadrata e squadrato e bordato nella versione ovale.

## Contract table with metal structure with central base.

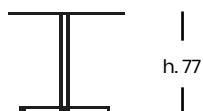
Pedestal table with central column and flat circular base. On the base a ring in 3 different colours with the Pointhouse logo.

Available with top in Ckeaf finish and for orders over 25 pieces also in HPL and melamine.


Table height h. 75 cm.

Table top 18 mm thick, notched in the square version and squared and edged in the oval version.


### MISURE / SIZE:




70X70




80X80



70X65,6



80X75



### PESO & IMBALLO / WEIGHT & PACKING:



Numero colli  
Boxes number

#### OVO - QUADRATO / SQUARE 70X70

1 collo per basamento:

1 box per base:  
cm 50x50 - Kg. 16

1 collo per gamba centrale:

1 box per central leg:  
cm 77x9,7x6,5 - Kg. 3

1 collo per piano:

1 box per top:  
cm 78x78x6 - Kg. 6

m<sup>3</sup> 0,053 tot. Kg. 25

#### OVO - QUADRATO / SQUARE 80X80

1 collo per basamento:

1 box per base:  
cm 50x50 - Kg. 16

1 collo per gamba centrale:

1 box per central leg:  
cm 77x9,7x6,5 - Kg. 3

1 collo per piano:

1 box per top:  
cm 80x80x6 - Kg. 6

m<sup>3</sup> 0,063 tot. Kg. 25

#### OVO - TONDO NON TONDO / ROUND NOT ROUND - 70X65,6

1 collo per basamento:

1 box per base:  
cm 50x50 - Kg. 16

1 collo per gamba centrale:

1 box per central leg:  
cm 77x9,7x6,5 - Kg. 3

1 collo per piano:

1 box per top:  
cm 78x78x6 - Kg. 6

m<sup>3</sup> 0,053 tot. Kg. 25

#### OVO - TONDO NON TONDO / ROUND NOT ROUND - 80X75

1 collo per basamento:

1 box per base:  
cm 50x50 - Kg. 16

1 collo per gamba centrale:

1 box per central leg:  
cm 77x9,7x6,5 - Kg. 3

1 collo per piano:


1 box per top:  
cm 80x80x6 - Kg. 6

m<sup>3</sup> 0,063 tot. Kg. 25

**FINITURE / FINISHES:**

**Struttura e gambe / Structure and legs:**


alluminio verniciato / anodizzato:  
painted aluminum / anodized:




**06** BIANCO OPACO  
MATT WHITE



**07** NERO OPACO  
MATT BLACK




**18** GRIGIO SILVER  
SILVER GREY




**22** TORTORA  
DOVE GREY



**24** BRONZO  
BRONZE



**25** ROSSO MATTONE  
BRICK RED



**0G** GHISA  
CAST IRON



**0P** GRIGIO PIOMBO OPACO  
MATT LEAD GREY

# CLEAF

**Marmo:** una finitura morbida e setosa che si abbina a decorativi tinta unita o effetto pietra.


**Legno:** l'effetto spazzolatura tipico delle essenze lignee lavorate da abili mani artigiane.

**Beton:** Ispirata alle murature urbane dell'architettura industriale, ripropongono la profondità di una parete in calcestruzzo o intonaco spatolato.

**Marble:** A soft and silk-smooth finish that can match solid colour or stone elements.

**Wood:** The brushed effect typical of the wood essences worked by skilled handcraft.

**Beton:** Inspired by urban walls typical of industrial architecture, reintroduce the depth of a concrete or plaster wall.



**7A** BIANCO  
WHITE




**7B** TORTORA  
DOVE GREY



**7D** GRIGIO  
GREY



**7E** GRAFITE  
GRAPHITE



**7I** MARMO BIANCO  
WHITE MARBLE



**7M** MARMO GRIGIO  
GREY MARBLE



**7L** MARMO NERO  
BLACK MARBLE




**7N** LECCIO  
HOLM OAK




**7O** OLMO NATURALE  
NATURAL ELM



**7P** LEGNO SBIANCATO  
BLEACHED WOOD



**7Q** LEGNO BRUCIATO  
BURNT WOOD



**7V** GHIACCIO  
ICE



**7Y** PIETRA SCURA  
DARK STONE



**7W** PIETRA CHIARA  
LIGHT STONE